

# Monthly Meetings - Programs, Workshops, Assignments, Design & Horticulture Schedules

September 12, 2024  
**Monthly Garden Club Meeting**

**Program: FUNdraiser to kick off the new year! Social time 12:30 to 1pm. We will learn about the President's vision for the upcoming term. RGC President Debbie Burgess will speak to members describing her vision of the exciting things our club will be engaged in—great programs, fieldtrips, and more (Oh My!!)**

## **Assignments:**

- Kick-Off and FUNdraiser with light refreshments provided by Hostess Committee
- Hostesses: Cathie Elliott, Mary Hutya, Robin Kimmeth, Margie Redlin, Coree Earle
- Judge: NGC Accredited Judge Sharon Lempke
- Clerks: Laura Ann Cline, Marty Wilson

## **September Artistic Design Schedule**

**Class I and Class II:** Designer's Choice -- Designer may choose ANY NGC design type, style, and components. If designer submits two designs, the NGC design type must be different. Designer must state design type on Flower Show Entry card and must complete a 3"x5" card that specifies the plant material used by their botanical names.

## **September Horticulture Schedule**

Refer to pages 49-56 of your 2017 Handbook for Flower Shows for requirements to properly exhibit Horticulture, page 57 for completing entry card and pages 58 – 61 for Horticulture types.

### Division I

#### Sections:

- A. Annuals
- B. Perennials
- C. Biennials
- D. Geophytes (bulbs, corms, rhizomes, tubers...)
- E. Shrubs and Trees
- F. Garden Grown Edibles
- G. Container Grown Plants
- H. Displays
- I. Collections
- J. Unclassified

October 10, 2024  
Field Trip

**Program: Members will meet at Grace Episcopal Church and carpool to Sion House Farm in Farnham. Sion House Farm is a hydroponic vegetable farm.**

**Assignments:**

- Hostesses: None needed
- Judges: None needed
- Clerks: None needed

**November 14, 2024**  
**Monthly Garden Club Meeting & Workshop**

**Program: Club members will make “peacock inspired” Christmas ornaments for the Festival of Trees event at the YMCA.**

- Hostesses: None Needed
- Judges: NGC Accredited Judge Darleen Nelson
- Clerks: Sharon Stieber, Margie Redlin

**November Artistic Design Schedule**

**Class I and Class II:** Designer’s Choice -- Designer may choose ANY NGC design type, style, and components. If designer submits two designs, the NGC design type must be different. Designer must state design type on Flower Show Entry card and must complete a 3"x5" card that specifies the plant material used by their botanical names.

**November Horticulture Schedule**

Refer to pages 49-56 of your 2017 Handbook for Flower Shows for requirements to properly exhibit Horticulture, page 57 for completing entry card and pages 58 – 61 for Horticulture types.

**Division I**

**Sections:**

- A. Annuals
- B. Perennials
- C. Biennials
- D. Geophytes (bulbs, corms, rhizomes, tubers...)
- E. Shrubs and Trees
- F. Garden Grown Edibles
- G. Container Grown Plants
- H. Displays
- I. Collections
- J. Unclassified

December 12<sup>th</sup>, 2024 Holiday Luncheon

**Location and details to be announced**

**Join us in friendship.**



**January 9, 2025**  
**Monthly Garden Club Meeting**

**Program: Social time 12:30 to 1 pm followed by business meeting. Then, RAL President and Watercolor Artist “extraordinaire” Doug Mock will lead a super fun workshop creating garden themed greeting cards.**

**Assignments:**

- Hostesses: None needed
- Judge: NGC Accredited Judge Sharon Lempke
- Clerks: Robin Kimmeth, Mary Ann McKay

**January Artistic Design Schedule**

**Class I and Class II:** Designer’s Choice -- Designer may choose ANY NGC design type, style, and components. If designer submits two designs, the NGC design type must be different. Designer must state design type on Flower Show Entry card and must complete a 3"x5" card that specifies the plant material used by their botanical names.

**January Horticulture Schedule**

Refer to pages 49-56 of your 2017 Handbook for Flower Shows for requirements to properly exhibit Horticulture, page 57 for completing entry card and pages 58 – 61 for Horticulture types.

**Division I**

**Sections:**

- A. Annuals
- B. Perennials
- C. Biennials
- D. Geophytes (bulbs, corms, rhizomes, tubers...)
- E. Shrubs and Trees
- F. Garden Grown Edibles
- G. Container Grown Plants
- H. Displays
- I. Collections
- J. Unclassified

**February 13, 2025**  
**Monthly Garden Club Meeting**

**Program: Social time 12:30 to 1 pm followed by short business meeting. Then, Master Gardener, Sue Lindsey, will present a program on gardening without pesticides.**

**Assignments:**

- Hostesses: None needed
- Judges: NGC Accredited Judge Darleen Nelson
- Clerks: Carol Clark, Susan Edmonds

**Class I and Class II:** Designer's Choice -- Designer may choose ANY NGC design type, style, and components. If designer submits two designs, the NGC design type must be different. Designer must state design type on Flower Show Entry card and must complete a 3"x5" card that specifies the plant material used by their botanical names.

**February Horticulture Schedules**

Refer to pages 49-56 of your 2017 Handbook for Flower Shows for requirements to properly exhibit Horticulture, page 57 for completing entry card and pages 58 – 61 for Horticulture types.

**Division I**

**Sections:**

- A. Annuals
- B. Perennials
- C. Biennials
- D. Geophytes (bulbs, corms, rhizomes, tubers...)
- E. Shrubs and Trees
- F. Garden Grown Edibles
- G. Container Grown Plants
- H. Displays
- I. Collections
- J. Unclassified

**March 13, 2025**  
**Monthly Garden Club Meeting**

**Program: Social time 12:30 to 1pm followed by short business meeting. Then, former RGC President and Emeritus member, Aleta Hoffman, will conduct a floral design program. Details to follow.**

**Assignments:**

- Hostesses: None needed
- Judge: NGC Accredited Judge Sharon Lempke; Novice Judges Mary Ann McKay, Deborah Brooks.
- Clerks: Mary Hutya, Robin Kimmeth

**Class I and Class II:** Designer's Choice -- Designer may choose ANY NGC design type, style, and components. If designer submits two designs, the NGC design type must be different. Designer must state design type on Flower Show Entry card and must complete a 3"x5" card that specifies the plant material used by their botanical names.

**March Horticulture Schedules**

Refer to pages 49-56 of your 2017 Handbook for Flower Shows for requirements to properly exhibit Horticulture, page 57 for completing entry card and pages 58 – 61 for Horticulture types.






**Division I**

**Sections:**






- A. Annuals
- B. Perennials
- C. Biennials
- D. Geophytes (bulbs, corms, rhizomes, tubers...)
- E. Shrubs and Trees
- F. Garden Grown Edibles
- G. Container Grown Plants
- H. Displays
- I. Collections
- J. Unclassified




## CLASS for Daffodils

Each daffodil cultivar or garden hybrid belongs to one of the first twelve classes. Those daffodils distinguished solely by botanical name belong in class 13. Below are the definitions for each Class:

	<p><b>Class 1</b> <i>Trumpet Daffodil Cultivars</i> One flower to a stem; corona (trumpet) as long as, or longer than, the perianth segments (petals).</p>
	<p><b>Class 2</b> <i>Large-cupped Daffodil Cultivars</i> One flower to a stem; corona (cup) more than one-third but less than equal to the length of the perianth segments (petals).</p>
	<p><b>Class 3</b> <i>Small-cupped Daffodil Cultivars</i> One flower to a stem; corona (cup) not more than one-third the length of the perianth segments (petals)</p>
	<p><b>Class 4</b> <i>Double Daffodil Cultivars</i> One or more flowers to a stem, with doubling of the perianth segments or the corona or both.</p>
	<p><b>Class 5</b> <i>Triandrus Daffodil Cultivars</i> Characteristics of <i>N. triandrus</i> predominant:  usually, two or more pendent flowers to a stem; perianth segments reflexed.</p>



	<p><b>Class 6</b>  <i>Cyclamineus Daffodil Cultivars</i>  Characteristics of <i>N. cyclamineus</i> clearly evident:</p> <p>one flower to a stem; perianth segments significantly reflexed; flower at an acute angle to the stem, with very short pedicel (“neck”)</p>
	<p><b>Class 7</b>  <i>Jonquilla and Apodanthus Daffodil Cultivars</i>  Characteristics of Sections <i>Jonquilla</i> or <i>Apodanthi</i> clearly evident:</p> <p>one to five flowers to a stem; perianth segments spreading or reflexed flowers usually fragrant.</p>
	<p><b>Class 8</b>  <i>Tazetta Daffodil Cultivars</i>  Characteristics of the <i>N. tazetta</i> group predominant:</p> <p>usually, three to twenty flowers to a stout stem; leaves broad; Perianth segments spreading, not reflexed; flowers fragrant.</p>
	<p><b>Class 9</b>  <i>Poeticus Daffodil Cultivars</i>  Characteristics of the <i>N. poeticus</i> group and related species clearly evident; Perianth segments pure white; corona very short or disc shaped, not more than one fifth the length of the perianth segments; corona usually with a green and or/yellow center and red rim, but sometimes wholly or partly of other colors; anthers usually set at two distinct levels; flowers fragrant</p>
	<p><b>Class 10</b>  <i>Bulbocodium Daffodil Cultivars</i>  Characteristics of Section <i>Bulbocodium</i> clearly evident:</p> <p>usually one flower to a stem; perianth segments insignificant compared with corona; filament and style are usually curved.</p>

	<p><b>Class 11</b>  <i>Split Corona Daffodil Cultivars</i>  Corona split-usually for more than half its length; Division split into a &amp; b types, Collar &amp; Papillon</p>
	<p>a) <i>Collar Daffodils</i>  daffodils with the corona segments opposite the perianth segments; corona segments usually in two whorls of three.</p>
	<p>b) <i>Papillon Daffodils</i>  Split-corona daffodils with the corona segments alternate to the perianth segments; the corona segments usually in a single whorl of six.</p>
	<p><b>Class 12</b>  <i>Other Daffodil Cultivars</i>  Daffodil cultivars which do not fit the definition of any other division.</p>
	<p><b>Class 13</b>  <i>Daffodils Distinguished Solely by Botanical Name</i>  All species and wild or reputedly wild variants and hybrids.</p>

**April 10, 2025**  
**Monthly Garden Club Meeting**

**Program: Social time 12:30 to 1 pm followed by brief business meeting. Then, American Daffodil Society member, Wendy Calder, will present a program on growing and caring for Hydrangeas.**

**Assignments:**

- Hostesses: None needed
- Judges: NGC Accredited Judge Sharon Lempke, RGC Novice Judge Deborah Brooks
- Clerks: Margie Redlin, Marty Wilson

**Class I and Class II:** Designer's Choice -- Designer may choose ANY NGC design type, style, and components. If designer submits two designs, the NGC design type must be different. Designer must state design type on Flower Show Entry card and must complete a 3"x5" card that specifies the plant material used by their botanical names.

**April Horticulture Schedule**

Refer to pages 49-56 of your 2017 Handbook for Flower Shows for requirements to properly exhibit Horticulture, page 57 for completing entry card and pages 58 – 61 for Horticulture types.






**Division I**






**Sections:**




- A. Annuals
- B. Perennials
- C. Biennials
- D. Geophytes (bulbs, corms, rhizomes, tubers...)
- E. Shrubs and Trees
- F. Garden Grown Edibles
- G. Container Grown Plants
- H. Displays
- I. Collections
- J. Unclassified

## CLASS for Daffodils

Each daffodil cultivar or garden hybrid belongs to one of the first twelve classes. Those daffodils distinguished solely by botanical name belong in class 13. Below are the definitions for each Class:

	<p><b>Class 1</b> <i>Trumpet Daffodil Cultivars</i> One flower to a stem; corona (trumpet) as long as, or longer than, the perianth segments (petals).</p>
	<p><b>Class 2</b> <i>Large-cupped Daffodil Cultivars</i> One flower to a stem; corona (cup) more than one-third but less than equal to the length of the perianth segments (petals).</p>
	<p><b>Class 3</b> <i>Small-cupped Daffodil Cultivars</i> One flower to a stem; corona (cup) not more than one-third the length of the perianth segments (petals).</p>
	<p><b>Class 4</b> <i>Double Daffodil Cultivars</i> One or more flowers to a stem, with doubling of the perianth segments or the corona or both.</p>
	<p><b>Class 5</b> <i>Triandrus Daffodil Cultivars</i> Characteristics of <i>N. triandrus</i> predominant:  usually two or more pendent flowers to a stem; perianth segments reflexed.</p>

	<p><b>Class 6</b>  <i>Cyclamineus Daffodil Cultivars</i>  Characteristics of <i>N. cyclamineus</i> clearly evident:</p> <p>one flower to a stem; perianth segments significantly reflexed;</p> <p>flower at an acute angle to the stem, with very short pedicel (“neck”)</p>
	<p><b>Class 7</b>  <i>Jonquilla and Apodanthus Daffodil Cultivars</i>  Characteristics of Sections <i>Jonquilla</i> or <i>Apodanthi</i> clearly evident:</p> <p>one to five flowers to a stem; perianth segments spreading or reflexed; flowers usually fragrant.</p>
	<p><b>Class 8</b>  <i>Tazetta Daffodil Cultivars</i>  Characteristics of the <i>N. tazetta</i> group predominant:</p> <p>usually three to twenty flowers to a stout stem; leaves broad; Perianth segments spreading, not reflexed; flowers fragrant.</p>
	<p><b>Class 9</b>  <i>Poeticus Daffodil Cultivars</i>  Characteristics of the <i>N. poeticus</i> group and related species clearly evident; Perianth segments pure white; corona very short or disc shaped, not more than one fifth the length of the perianth segments; corona usually with a green and or/yellow center and red rim, but sometimes wholly or partly of other colors; anthers usually set at two distinct levels; flowers fragrant</p>
	<p><b>Class 10</b>  <i>Bulbocodium Daffodil Cultivars</i>  Characteristics of Section <i>Bulbocodium</i> clearly evident;</p> <p>usually one flower to a stem; perianth segments insignificant compared with corona; filament and style are usually curved.</p>

	<p><b>Class 11</b>  <i>Split Corona Daffodil Cultivars</i>  Corona split-usually for more than half its length; Division split into a &amp; b types, Collar &amp; Papillon</p>
	<p>a) <i>Collar Daffodils</i>  daffodils with the corona segments opposite the perianth segments; corona segments usually in two whorls of three.</p>
	<p>b) <i>Papillon Daffodils</i>  Split-corona daffodils with the corona segments alternate to the perianth segments; the corona segments usually in a single whorl of six.</p>
	<p><b>Class 12</b>  <i>Other Daffodil Cultivars</i>  Daffodil cultivars which do not fit the definition of any other division.</p>
	<p><b>Class 13</b>  <i>Daffodils Distinguished Solely by Botanical Name</i>  All species and wild or reputedly wild variants and hybrids.</p>

**May 8, 2025**  
**Monthly Garden Club Meeting**

**Program:** Garden Tour at the homes of RGC club members, Mary Ann McKay and Sheila Stepko.

- Hostesses: None needed
- Judges: NGC Accredited Judge Darleen Nelson
- Clerks: Robin Kimmeth

**Class I and Class II:** Designer's Choice -- Designer may choose ANY NGC design type, style, and components. If designer submits two designs, the NGC design type must be different. Designer must state design type on Flower Show Entry card and must complete a 3"x5" card that specifies the plant material used by their botanical names.

**May Horticulture Schedule**

Refer to pages 49-56 of your 2017 Handbook for Flower Shows for requirements to properly exhibit Horticulture, page 57 for completing entry card and pages 58 – 61 for Horticulture types.

Division I

Sections:

- A. Annuals
- B. Perennials
- C. Biennials
- D. Geophytes (bulbs, corms, rhizomes, tubers...)
- E. Shrubs and Trees
- F. Garden Grown Edibles
- G. Container Grown Plants
- H. Displays
- I. Collections
- J. Unclassified

**June 12, 2025**  
**Annual Awards Club Meeting**

**Program: Potluck during Social time 12:30 to 1pm followed by brief business meeting and awards presentations.**

**Assignments:**

- Hostesses: Susan Edmonds, Trish Tetlow, Robin Kimmeth, Mary Ann McKay, Pat Willet
- Judges: None needed
- Clerks: None needed